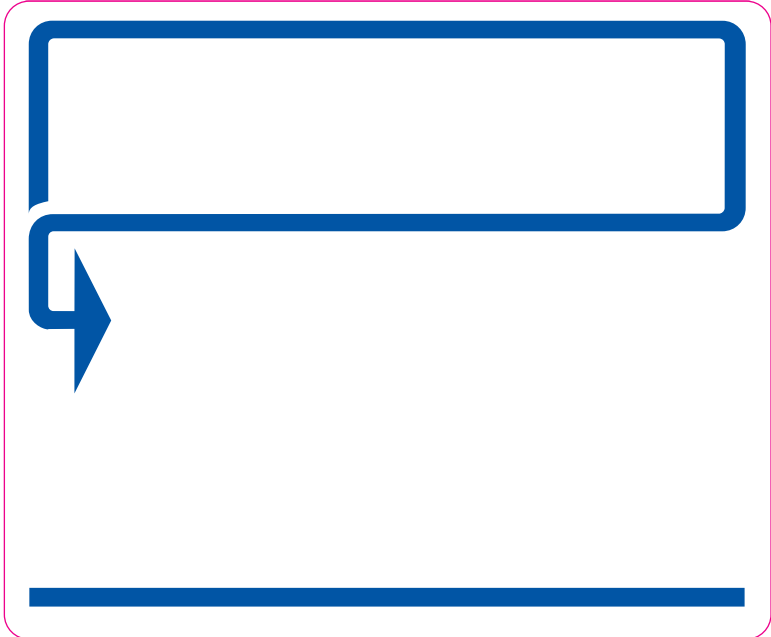
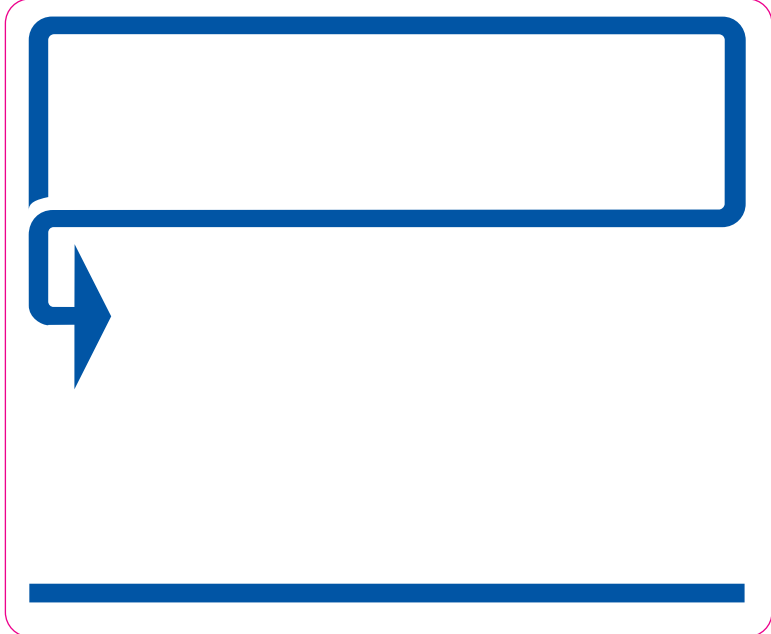
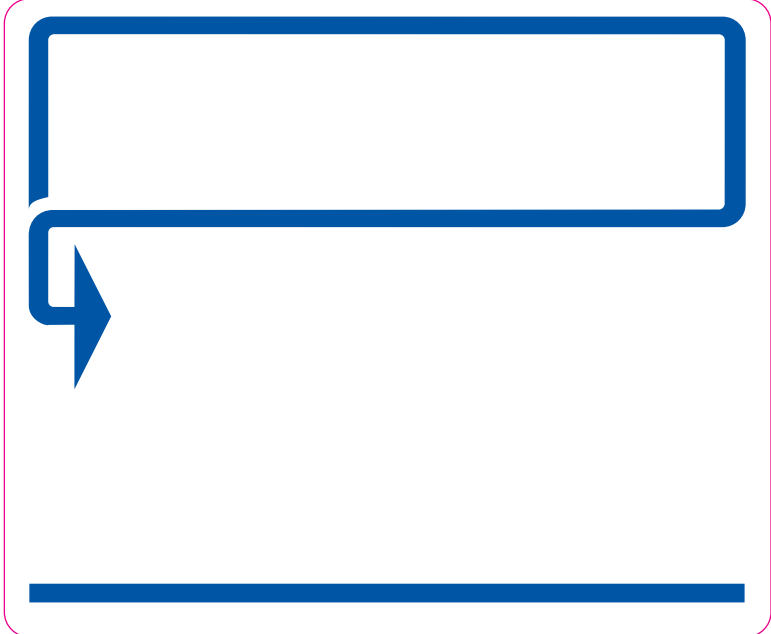
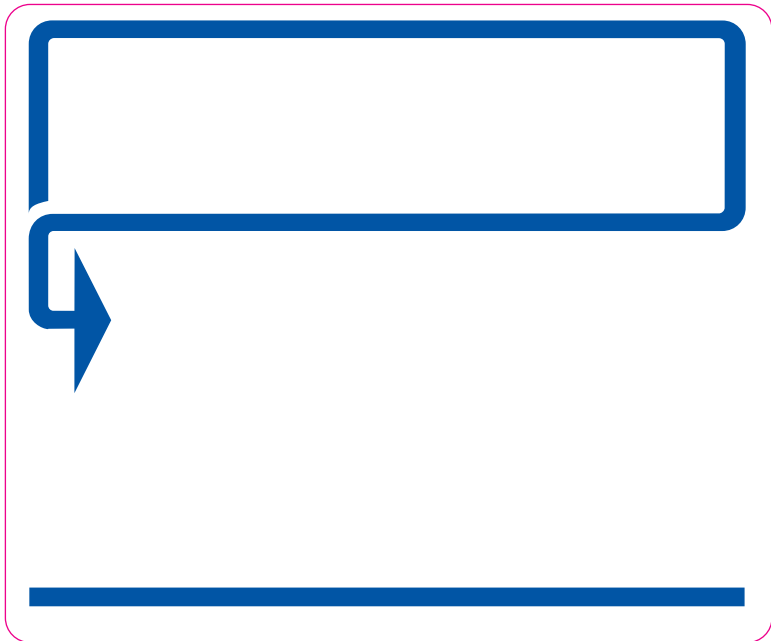
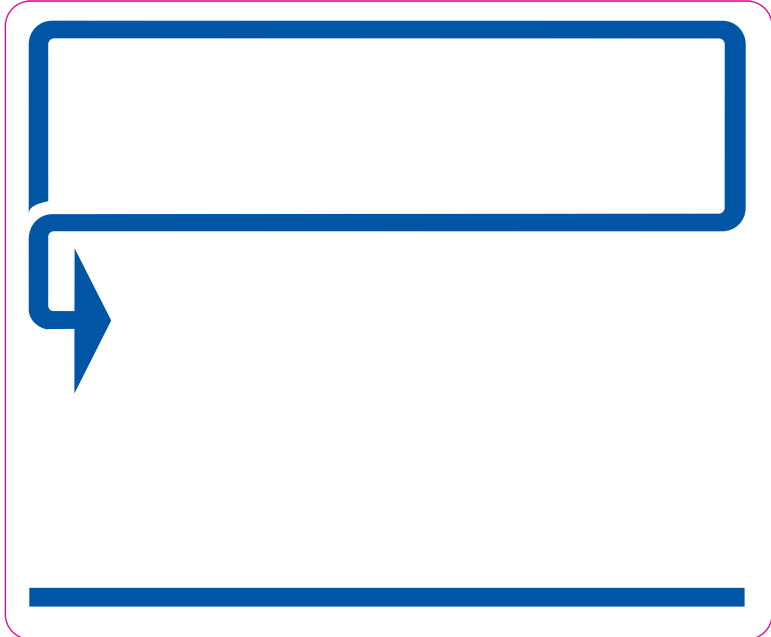


+



+



+

Red-bordered box with a 'To' label and a thick red underline.

Red-bordered box with a 'To' label and a thick red underline.

Red-bordered box with a 'To' label and a thick red underline.

Red-bordered box with a 'To' label and a thick red underline.

Red-bordered box with a 'To' label and a thick red underline.

Red-bordered box with a 'To' label and a thick red underline.

+

+

Empty rectangular box for text entry.

To

Horizontal line for text entry.

Empty rectangular box for text entry.

To

Horizontal line for text entry.

Empty rectangular box for text entry.

To

Horizontal line for text entry.

Empty rectangular box for text entry.

To

Horizontal line for text entry.

Empty rectangular box for text entry.

To

Horizontal line for text entry.

Empty rectangular box for text entry.

To

Horizontal line for text entry.

+

+

[Empty rounded rectangular box]

TO:

[Empty rounded rectangular box]

[Empty rounded rectangular box]

TO:

[Empty rounded rectangular box]

[Empty rounded rectangular box]

TO:

[Empty rounded rectangular box]

[Empty rounded rectangular box]

TO:

[Empty rounded rectangular box]

[Empty rounded rectangular box]

TO:

[Empty rounded rectangular box]

[Empty rounded rectangular box]

TO:

[Empty rounded rectangular box]

+

+

[Empty rounded rectangular box]

TO:

[Empty rounded rectangular box]

[Empty rounded rectangular box]

TO:

[Empty rounded rectangular box]

[Empty rounded rectangular box]

TO:

[Empty rounded rectangular box]

[Empty rounded rectangular box]

TO:

[Empty rounded rectangular box]

[Empty rounded rectangular box]

TO:

[Empty rounded rectangular box]

[Empty rounded rectangular box]


TO:

[Empty rounded rectangular box]


+

+


TO




TO



TO



TO



TO



TO



+

+

TO

TO

TO

TO

TO

TO

+

+

A template for an envelope. It features a yellow rectangular area at the top for a return address. Below this is a horizontal line. On the left side, there is a blue triangular flap pointing downwards, containing the word "To" in white text. The entire envelope is outlined with a thick blue border.

A template for an envelope, identical to the one on the left. It features a yellow rectangular area at the top for a return address. Below this is a horizontal line. On the left side, there is a blue triangular flap pointing downwards, containing the word "To" in white text. The entire envelope is outlined with a thick blue border.

A template for an envelope, identical to the one on the left. It features a yellow rectangular area at the top for a return address. Below this is a horizontal line. On the left side, there is a blue triangular flap pointing downwards, containing the word "To" in white text. The entire envelope is outlined with a thick blue border.

A template for an envelope, identical to the one on the left. It features a yellow rectangular area at the top for a return address. Below this is a horizontal line. On the left side, there is a blue triangular flap pointing downwards, containing the word "To" in white text. The entire envelope is outlined with a thick blue border.

A template for an envelope, identical to the one on the left. It features a yellow rectangular area at the top for a return address. Below this is a horizontal line. On the left side, there is a blue triangular flap pointing downwards, containing the word "To" in white text. The entire envelope is outlined with a thick blue border.

A template for an envelope, identical to the one on the left. It features a yellow rectangular area at the top for a return address. Below this is a horizontal line. On the left side, there is a blue triangular flap pointing downwards, containing the word "To" in white text. The entire envelope is outlined with a thick blue border.

+

+

TO:

TO:

TO:

TO:

TO:

TO:

+

+



To



To



To



To



To



To



+

**F
r
o
m**

**T
o**

**F
r
o
m**

**T
o**

**F
r
o
m**

**T
o**

**F
r
o
m**





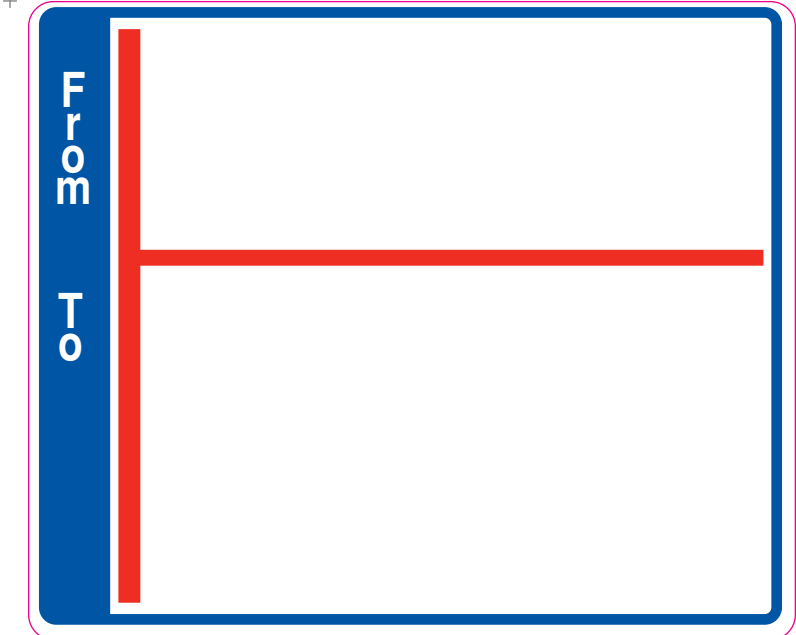
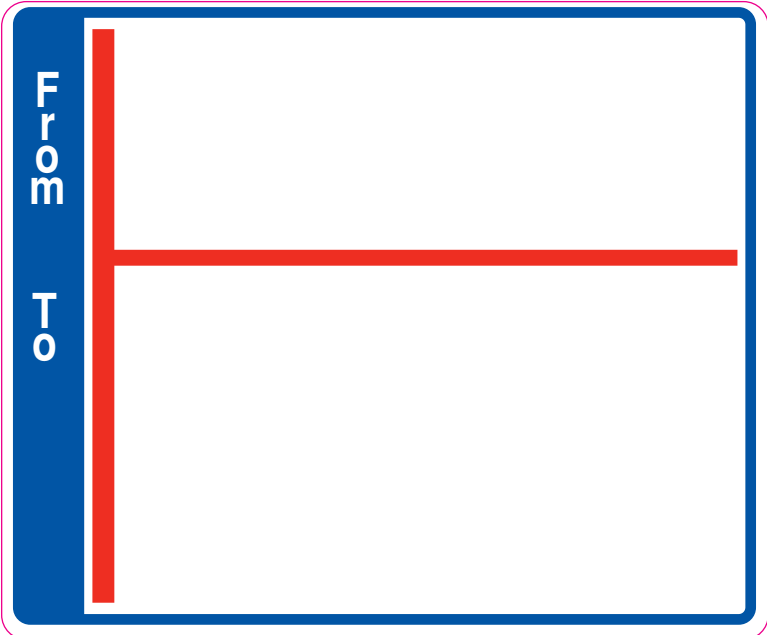
**T
o**

**F
r
o
m**

**T
o**

**F
r
o
m**

**T
o**



+

To

To

To

To

To

To

+

+

To

To

To

To

To

To

+

+

To

A red-bordered rectangular box with a yellow header section at the top. A horizontal red line separates the header from the main white area. On the left side, a red arrow-shaped label points to the right, containing the word "To" in white text.

To

A red-bordered rectangular box with a yellow header section at the top. A horizontal red line separates the header from the main white area. On the left side, a red arrow-shaped label points to the right, containing the word "To" in white text.

To

A red-bordered rectangular box with a yellow header section at the top. A horizontal red line separates the header from the main white area. On the left side, a red arrow-shaped label points to the right, containing the word "To" in white text.

To

A red-bordered rectangular box with a yellow header section at the top. A horizontal red line separates the header from the main white area. On the left side, a red arrow-shaped label points to the right, containing the word "To" in white text.

To

A red-bordered rectangular box with a yellow header section at the top. A horizontal red line separates the header from the main white area. On the left side, a red arrow-shaped label points to the right, containing the word "To" in white text.

To

A red-bordered rectangular box with a yellow header section at the top. A horizontal red line separates the header from the main white area. On the left side, a red arrow-shaped label points to the right, containing the word "To" in white text.

+

+

To

To

To

To

To

To

+

OT

OT

OT

OT

OT

OT

OT

OT

OT

OT

OT

OT
